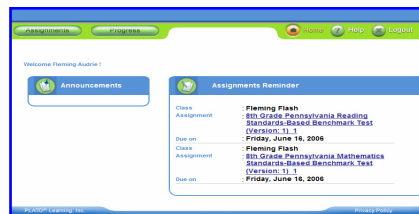
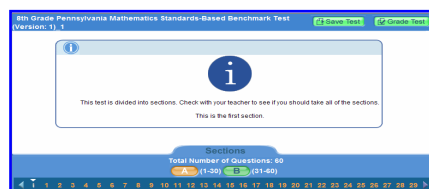


Test Packs with Prescriptions: Learner Flow Through an Assessment

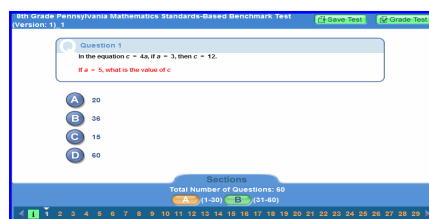
The Learner logs in and selects the Assessment listed in the *Assignments Reminder* box.



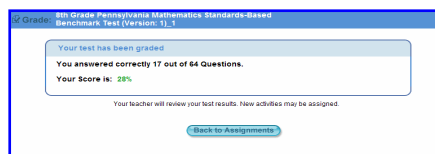
An Assessment window opens. Most tests have two parts that can be completed together or at different times. Learners progress through a test by clicking question numbers at the bottom.



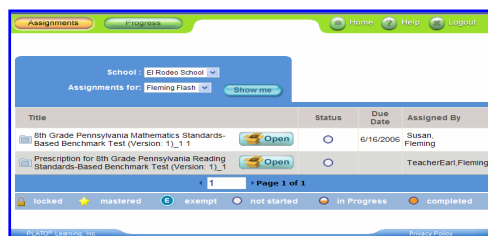
The Learner clicks their answer choice, then selects another question. A Test can be stopped and saved at any point. The *Grade Test* option may also be selected at any point.



Once a test is graded, the results box appears and the Learner can view their score. Learners receive their prescription assignment by clicking the *Back to Assignments* button. A personalized prescription is generated based on test scores.



The prescribed instruction is either assigned automatically or after teacher review. For manual assignments, the Learner receives a message indicating their test is under review. Upon receipt, the Learner clicks the *Open* button to view the assignment.



The Learner accesses each module by clicking the links by each item. Assignment progression is made by selecting the item numbers at the top.

